

Date In	Dentist	Patient	Date Required By
---------	---------	---------	------------------

RESTORATION TYPE

Crown

Bridge

Inlay/Onlay


PORCELAIN FUSED TO METAL

Non Precious (Ni Free)

Semi Precious

High Precious

OCCLUSAL CONTACT



Heavy Light Open

FULL CAST


Non Precious (Ni Free)

White Gold

Yellow Semi Precious

Yellow High Precious

MARGIN TYPE



EMBRASURE



Open Closed

ALL CERAMIC

Zirconia

Empress

e.Max Cad

e.Max Press


POST TYPE

Post (only)

Post & Crown (separate)

Post & Crown (one unit)

PROXIMAL



Normal Extended

OCCLUSAL STAINING

Light

Medium

Dark

ABUTMENT DETAILS

Vital

Non Vital (dentine or composite)

Non Vital (metallic post and core)

PONTIC DESIGN



OCCLUSAL ANATOMY

Light

Medium

Heavy

IMPLANT

Implant Type.....

Diameter.....

Instructions:

EMAIL DIGITAL IMAGE TO: flexident@hotmail.com

